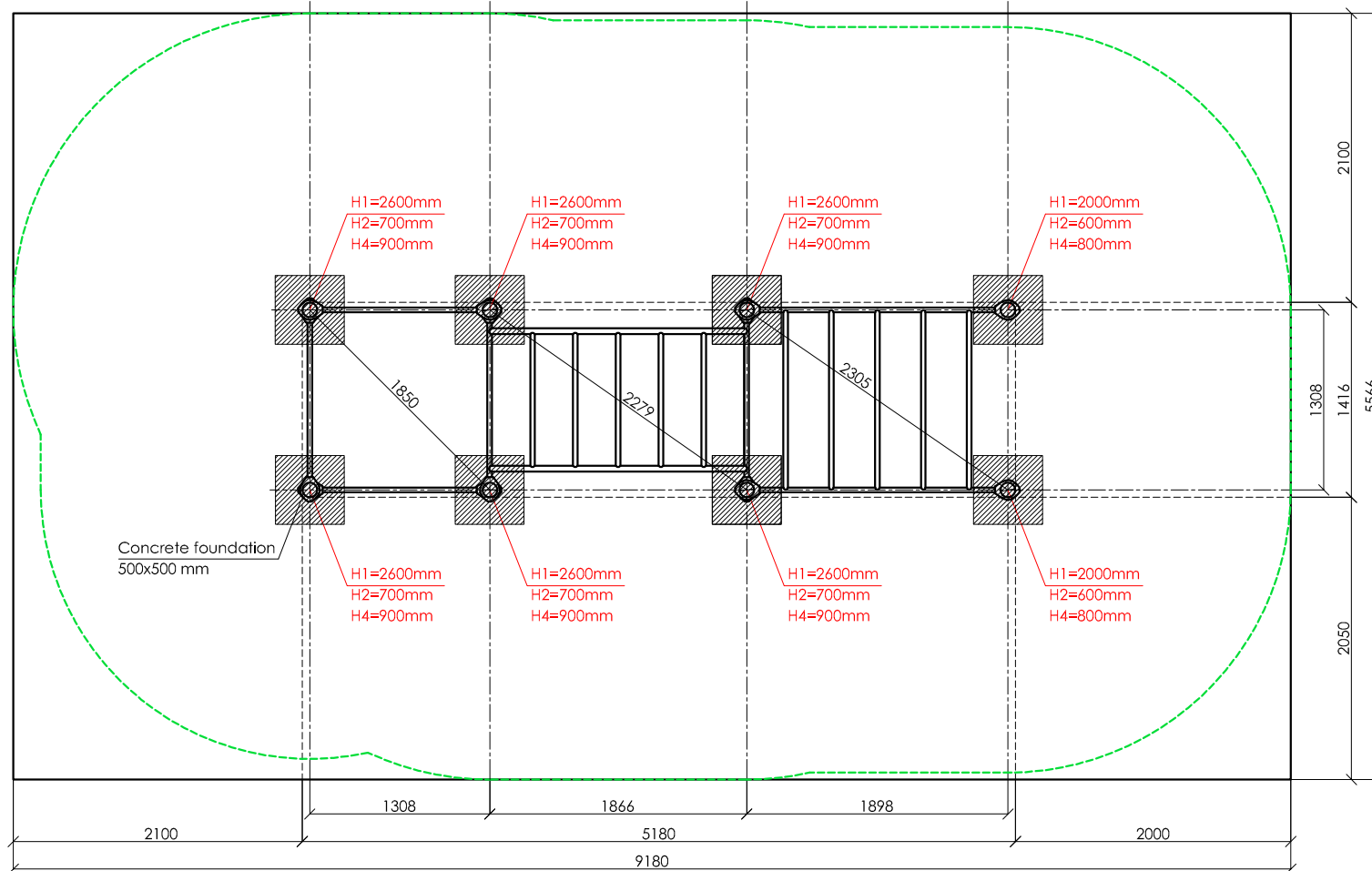
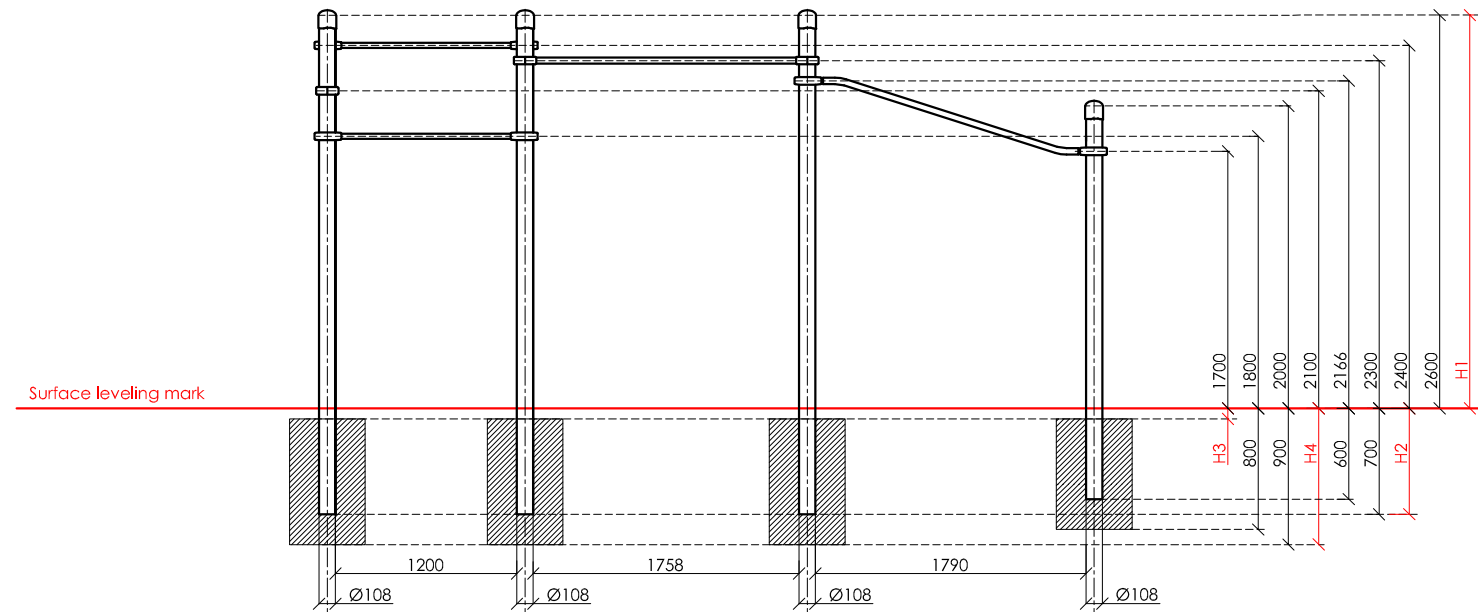
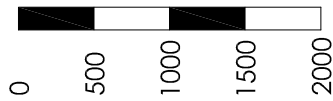


SCALE 1:50



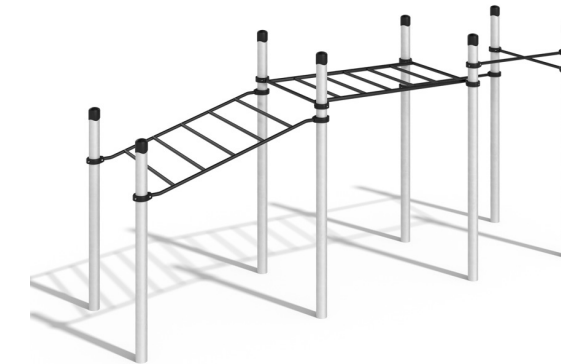
KENGURU PRO

"KENGURU PRO" LTD

Address: Lauteres street 4, Riga, Latvia, LV-1002
 VAT Reg. No. 40103750152
 Bank: A/S Luminor bank, SWIFT: RIKOLV2X,
 Bank Account: LV65RIKO0002930161161
 e-mail: info@kengurupro.eu
 www.kengurupro.eu

K-026

Two section multi level monkey bars and 3 pull-up bars



The complex consists of eight vertical columns of different height, one classic monkey bar, one inclined monkey bar and three crossbars with the length of 1200 mm. Optionally, two crossbars can be re-designed to be 1758 mm in length. The length of the classic monkey bar is 1900 mm and the inclined monkey bar - 1790 mm. The distance between the crossbars of classic monkey bar is 311 mm, distance between the crossbars of inclined monkey bar is 350 mm. Construction is secured together with siluminium clamps. Weight 175,2 kg.

Installation instructions:

- Choose a suitable underground for the unit (see page 2, table 2)!
- Prepare the construction pit with a drilling machine or other devices.
- Before pouring the concrete all structures elements must be leveled and fixed.
- Complex elements must be fixed and bolted together with metal clamps.
- Ready-made C25 concrete should be used.
- Crossbars installation height can be changed according to customer's wishes.
- Approximately 0,15m³ concrete is needed for each spot foundation.
- Under the structures we recommend to install absorbing rubber cover.

The size of the hole for the foundation is depending on the consistency of the ground. The dimensions mentioned above are applicable for normal conditions with firm ground. If the ground is extremely soft, a much bigger foundation is needed. Use only appropriate material and follow the installation instructions closely!!!

| Foundation plan and area of movement of the K-026 Two section multi level monkey bars and 3 pull-up bars | | | | Technical information | | |
|--|--|--|--|-------------------------|---|---|
| Foundation when using Shock absorbing underground (synthetic - rubber granulates) | | Beveling of foundation when using loose filling material | | width: | 1416 mm | |
| | | | | height: | 2650 mm | |
| | | | | length: | 5180 mm | |
| | | | | largest part: | 3350 mm | |
| | | | | weight: | 175,2 kg | |
| | | | | floor space required | 9180 x 5566 mm | |
| | | | | pipe measurements: | diameter: | wall thickness: |
| | | | | | 108 mm | 3.0 mm |
| | | | | | 42.4 mm | 3.0 mm |
| | | | | | 33.7 mm | 3.0 mm |
| | | | | columns Ø108mm: | anodized profiled aluminium tube AW6060 (Silver color) | |
| | | | | elements: | stainless steel AISI 304, brushed surface | |
| | | | | metal clamps: | siluminium, powder coated, RAL 9005 (pure black) | |
| | | | | bolts for metal clamps: | stainless steel, Pin Hex Button Head Security bolts M10 | |
| | | | | max. free fall height: | < 2400 mm | possible underground see DIN 79000:2012-05 Tab.2 or installation instructions |
| | | | | user height: | > 140 cm | |
| | | | | maximum user weight: | 130 kg | |
| | | | | certificates: | TÜV Rheinland InterCert Kft. | |

